

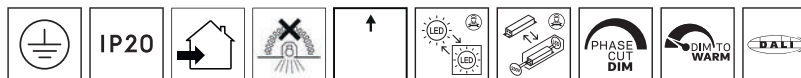


INSTALLATION MANUAL

KarizmaLuce_Installation_Manual_Fresco_V01

KARIZMA luce

Fresco



Connect the luminaire to a constant current driver matching specified current and voltage. Direct connection to mains will damage the light source.



IMPORTANT NOTICE

To ensure safety and correct operation, please follow these guidelines during installation and use. Compliance with these instructions is strongly recommended.

SAFETY WARNING

Before starting installation, or carrying out any maintenance, always disconnect the luminaire from the power supply.

Do not attempt to alter, or tamper with the product in any way. Unauthorised modifications may compromise safety and create hazardous situations.

Karizma Luce is not liable for any damages or risks resulting from modified products.

This product is intended for both indoor and outdoor use.

CARE & CLEANING TIPS

To clean the luminaire, gently wipe it with a soft cloth dampened with water.

For stubborn dirt, use a small amount of mild soap or detergent.

Do not use alcohol, solvents, or harsh chemicals, as these may damage the surface or components.

Dispose of luminaires separately from household waste in accordance with the WEEE Directive.



Warning - Follow safety instructions



Attention - important information, please read carefully



CE marking - complies with EU safety, health, and environmental requirements



Dispose separately from household waste in accordance with WEEE Directive

Scan me



For the latest version of the manual and available accessories check www.karizmaluce.com or contact your sales representative.



INSTALLATION MANUAL

KarizmaLuce_Installation_Manual_Fresco_V01

KARIZMA luce

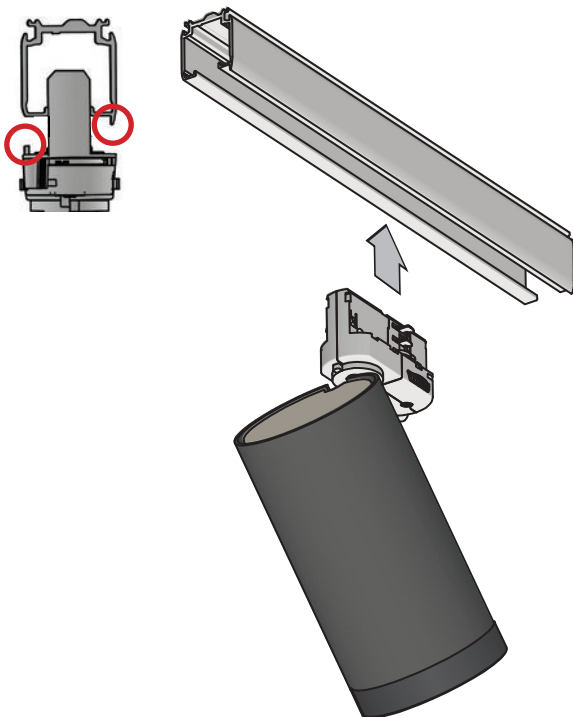
INSTALLATION OF LUMINAIRES

PREPARATION:

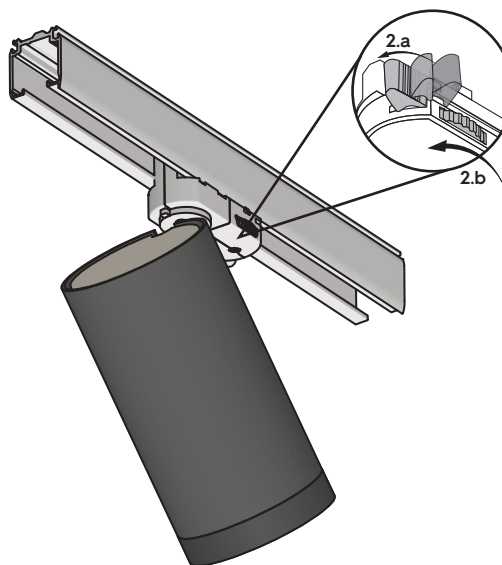
- Carefully read the manual before installation to guarantee the correct and safe operation of the luminaire.
- Turn off the electricity at the mains before proceeding with the installation of the luminaire.
- Never cover the luminaire during use.
- Never use luminaires classified for indoor use in an outside environment, even if they are protected from the elements.

PLEASE NOTE: THE LUMINAIRE MUST BE INSTALLED BY QUALIFIED PERSONNEL!

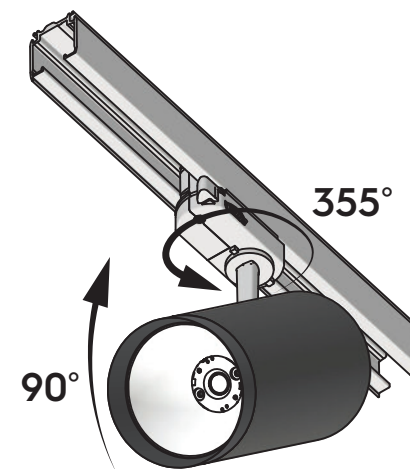
1.



2.



3.



FOR REMOVAL OF LUMINAIRE, FOLLOW THE ABOVE INSTRUCTIONS IN REVERSE.