


Dea Della Luce
By KARIZMA^{luce}



Dea Stella

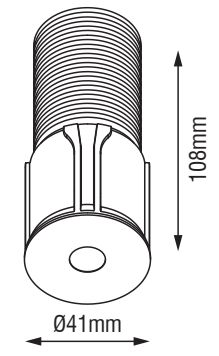

starlike lighting.

The Dea Stella guarantees bright light in a distinctive way. Designed to connect seamlessly to our Dea Athena modular system, this fixture is a must-have for all leading lighting designers.

The innovative black hole lighting method allows you to play with direct and indirect light.

Together, the deep positioned light source, the light-absorbing black paint on the inside and the special valve create an astonishing starlike effect.

Dea Stella XS.



View full specs



Product specifications

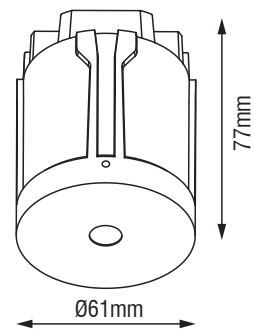

| | |
|---------------|-----------------------|
| CCT | 2700K 3000K 4000K |
| CRI | 90 |
| Optic | Reflector |
| Beam angle(s) | 24° 36° |

For full specs, light source energy class and identifier please consult the datasheet on our website.

Driver (200mA/36Vf) must be ordered separately.

Several installation frames available; see page 142.

Dea Stella S.



View full specs



Product specifications

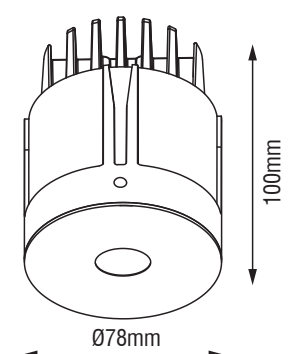

| | |
|---------------|-----------------------|
| CCT | 2700K 3000K 4000K |
| CRI | 90 |
| Optic | Reflector |
| Beam angle(s) | 24° 36° |

For full specs, light source energy class and identifier please consult the datasheet on our website.

Driver (200mA/36Vf) must be ordered separately.

Several installation frames available; see page 142.

Dea Stella M.



View full specs



Product specifications

| | |
|---------------|-----------------------|
| CCT | 2700K 3000K 4000K |
| CRI | 90 |
| Optic | Reflector |
| Beam angle(s) | 26° 36° |

For full specs, light source energy class and identifier please consult the datasheet on our website.

Driver (350mA/34|36Vf) must be ordered separately.

Several installation frames available; see page 142.