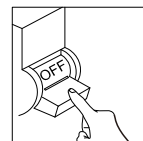
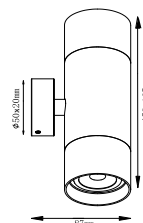


VUOTO Wall



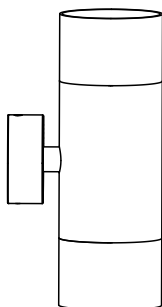
6W MAX | AC220-240V | 50/60Hz | IP20 | Die cast

SOURCE:GU10

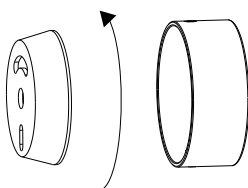


Do not operate with power supply connected.

1

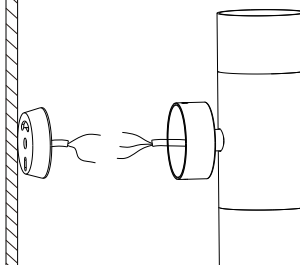


2



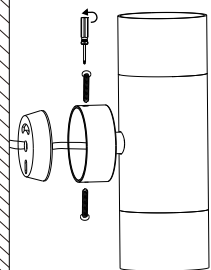
3

Connect the parts with wires.



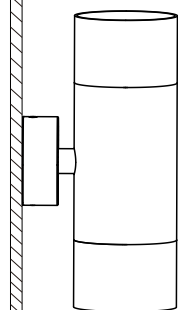
4

Please pay attention to the correct order of connection.



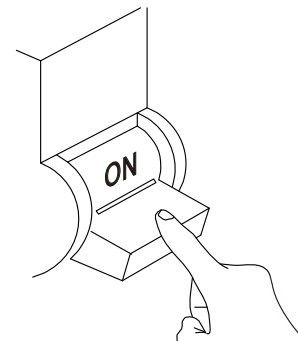
5

Install the suction disc and bracket.



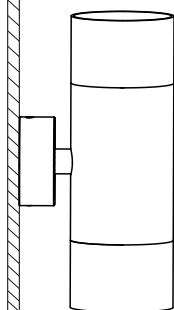
6

Switch on the power, lighting.



7

The installation is complete.



Warnings:

1. Make sure that the product is installed properly before connecting to electricity.
2. Do not cover the fitting.
3. Maintenance and installation should only be carried out by a professional electrician.