

Q-Line series
48V TRACK SYSTEM

KARIZMA **luce**

• LED'S DELIGHT •

BENEFITS AT A GLANCE.

Thanks to the design of a low voltage system, the track luminaires can be very small, compared with common 230V track systems. This great benefit leads to extraordinary designs and follows the trends in the market of miniaturization of LED luminaires.

- Compact dimensions and timeless design
- DALI and ON/OFF
- Available track lengths: 1m, 1.5m and 2m
- Maximum distance between AC/DC converter and last luminaire: 15m with 2.5mm. wiring
- Available with 4 types of rails:
 1. recessed deep
 2. surfaced mini
 3. surfaced rail high
 4. suspension set to suspend one of the surfaced rails.

Choose a luminaire, white or black body and add your anti glare Dea Della Luce reflector to enrich your interior in unprecedented ways.

JUST LET THE LIGHT PLAY THE MAIN ROLE.

Welcome to the world of miniature luminaires: the Q-Line Series 48V track system of Karizma Luce. We introduce a new low voltage spotlight collection, more compact than ever before. The Q-Line 48V track series excels in its versatility, efficiency and aesthetics.

48V; A REAL GAME CHANGER.

The very compact dimensions and timeless design, combined with a wide range of options and the effortless installation, make the Q-Line series a real game changer. These miniature luminaires can be adjusted just the way you want it, ready to make a big impact.

PLUG, PLAY AND CREATE.

The 48V track spots are mounted in a subtle rail and are available as recessed, surface and suspended version. This special 48V rail system is perfect for areas where constant flexibility is required, such as luxury homes, shops and galleries. Thanks to the 48V low voltage you can just simply plug and play to create a vibrant lighting solution.

Content.

6
Arte-Q1/Q2

10
Dea Eros-Q traccia

14
Dea Eros-Q pendulo

18
Dea Juno-Q XS

22
Juno-Q1/Q2 XS Lente

24
Dea Juno-Q DUO XS

28
Dea Juventas-Q XS

34
Dea Vesta-Q

38
Linea-Q Lente

40
Linea-Q Lente Swing

42
Linea-Q Opal

44
48V Track Parts

46
Installation manual

Q-Line series
48V TRACK SYSTEM



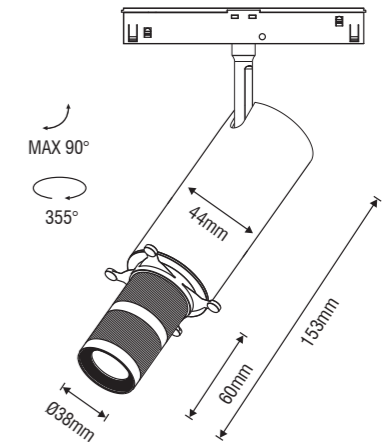
Arte-Q1/Q2
be the artist.

Be the artist and light up your favourites in a perfect frame of light. Our Arte 48V track spot is a fixture that unites two unique qualities: it creates frames to uniquely highlight art in museums and galleries and it is also capable of projecting any text or logo. Seize the role of the artist and unlock your potential with Arte.

Arte-Q1/Q2.



Description	Angle	White	Black
400lm 930 12.5W	20° - 30°	Q672AA93020F0	Q672AB93020F0
450lm 940 12.5W	20° - 30°	Q672AA94020F0	Q672AB94020F0



Q-Line series
48V TRACK SYSTEM



Dea Eros-Q traccia
connecting people.

Create an attractive atmosphere with this irresistible 48V track luminaire.
Be prepared to instantly fall in love with its modern design and radiant lighting.
Create the perfect match by choosing the perfect reflector color and combining
it with other Dea Eros fixtures.

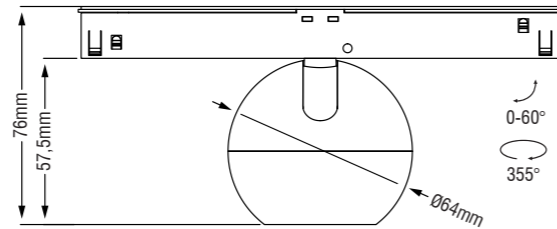


Dea Eros-Q1 XS traccia.



		490lm 927 7W	black high gloss	34°	Q655BW92734BGF0	Q655BB92734BGF0
		500lm 930 7W	black high gloss	34°	Q655BW93034BGF0	Q655BB93034BGF0
		510lm 940 7W	black high gloss	34°	Q655BW94034BGF0	Q655BB94034BGF0
		490lm 927 7W	silver high gloss	34°	Q655BW92734SGF0	Q655BB92734SGF0
		500lm 930 7W	silver high gloss	34°	Q655BW93034SGF0	Q655BB93034SGF0
		510lm 940 7W	silver high gloss	34°	Q655BW94034SGF0	Q655BB94034SGF0
		490lm 927 7W	chrome	34°	Q655BW92734CHF0	Q655BB92734CHF0
		500lm 930 7W	chrome	34°	Q655BW93034CHF0	Q655BB93034CHF0
		510lm 940 7W	chrome	34°	Q655BW94034CHF0	Q655BB94034CHF0
		490lm 927 7W	white	34°	Q655BW92734WHF0	Q655BB92734WHF0
		500lm 930 7W	white	34°	Q655BW93034WHF0	Q655BB93034WHF0
		510lm 940 7W	white	34°	Q655BW94034WHF0	Q655BB94034WHF0
		490lm 927 7W	gold	34°	Q655BW92734GOF0	Q655BB92734GOF0
		500lm 930 7W	gold	34°	Q655BW93034GOF0	Q655BB93034GOF0
		510lm 940 7W	gold	34°	Q655BW94034GOF0	Q655BB94034GOF0
		490lm 927 7W	black matt	34°	Q655BW92734BMF0	Q655BB92734BMF0
		500lm 930 7W	black matt	34°	Q655BW93034BMF0	Q655BB93034BMF0
		510lm 940 7W	black matt	34°	Q655BW94034BMF0	Q655BB94034BMF0
		490lm 927 7W	copper	34°	Q655BW92734COF0	Q655BB92734COF0
		500lm 930 7W	copper	34°	Q655BW93034COF0	Q655BB93034COF0
		510lm 940 7W	copper	34°	Q655BW94034COF0	Q655BB94034COF0

For Light source energy class and identifier please consult the datasheet on our website.

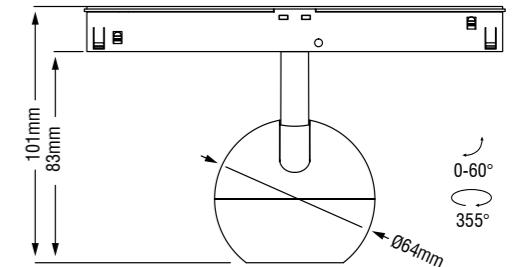


Dea Eros-Q2 XS traccia.



		490lm 927 7W	black high gloss	34°	Q665BW92734BGF0	Q665BB92734BGF0
		500lm 930 7W	black high gloss	34°	Q665BW93034BGF0	Q665CB93034BGF0
		510lm 940 7W	black high gloss	34°	Q665BW94034BGF0	Q665CB94034BGF0
		490lm 927 7W	silver high gloss	34°	Q665BW92734SGF0	Q665CB92734SGF0
		500lm 930 7W	silver high gloss	34°	Q665BW93034SGF0	Q665CB93034SGF0
		510lm 940 7W	silver high gloss	34°	Q665BW94034SGF0	Q665CB94034SGF0
		490lm 927 7W	chrome	34°	Q665BW92734CHF0	Q665CB92734CHF0
		500lm 930 7W	chrome	34°	Q665BW93034CHF0	Q665CB93034CHF0
		510lm 940 7W	chrome	34°	Q665BW94034CHF0	Q665CB94034CHF0
		490lm 927 7W	white	34°	Q665BW92734WHF0	Q665CB92734WHF0
		500lm 930 7W	white	34°	Q665BW93034WHF0	Q665CB93034WHF0
		510lm 940 7W	white	34°	Q665BW94034WHF0	Q665CB94034WHF0
		490lm 927 7W	gold	34°	Q665BW92734GOF0	Q665CB92734GOF0
		500lm 930 7W	gold	34°	Q665BW93034GOF0	Q665CB93034GOF0
		510lm 940 7W	gold	34°	Q665BW94034GOF0	Q665CB94034GOF0
		490lm 927 7W	black matt	34°	Q665BW92734BMF0	Q665CB92734BMF0
		500lm 930 7W	black matt	34°	Q665BW93034BMF0	Q665CB93034BMF0
		510lm 940 7W	black matt	34°	Q665BW94034BMF0	Q665CB94034BMF0
		490lm 927 7W	copper	34°	Q665BW92734COF0	Q665CB92734COF0
		500lm 930 7W	copper	34°	Q665BW93034COF0	Q665CB93034COF0
		510lm 940 7W	copper	34°	Q665BW94034COF0	Q665CB94034COF0

For Light source energy class and identifier please consult the datasheet on our website.

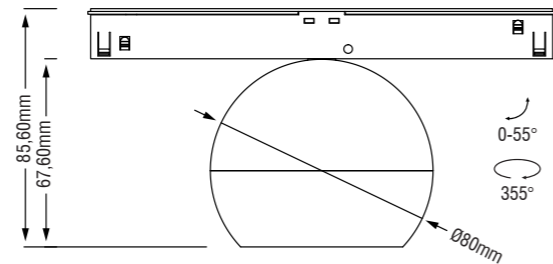


Dea Eros-Q1 S traccia.



		790lm 927 10.5W	black high gloss	40°	Q656DW92740BGF0	Q656DB92740BGF0
		800lm 930 10.5W	black high gloss	40°	Q656DW93040BGF0	Q656DB93040BGF0
		810lm 940 10.5W	black high gloss	40°	Q656DW94040BGF0	Q656DB94040BGF0
		790lm 927 10.5W	silver high gloss	40°	Q656DW92740SGF0	Q656DB92740SGF0
		800lm 930 10.5W	silver high gloss	40°	Q656DW93040SGF0	Q656DB93040SGF0
		810lm 940 10.5W	silver high gloss	40°	Q656DW94040SGF0	Q656DB94040SGF0
		790lm 927 10.5W	chrome	40°	Q656DW92740CHF0	Q656DB92740CHF0
		800lm 930 10.5W	chrome	40°	Q656DW93040CHF0	Q656DB93040CHF0
		810lm 940 10.5W	chrome	40°	Q656DW94040CHF0	Q656DB94040CHF0
		790lm 927 10.5W	white	40°	Q656DW92740WHF0	Q656DB92740WHF0
		800lm 930 10.5W	white	40°	Q656DW93040WHF0	Q656DB93040WHF0
		810lm 940 10.5W	white	40°	Q656DW94040WHF0	Q656DB94040WHF0
		790lm 927 10.5W	gold	40°	Q656DW92740GOF0	Q656DB92740GOF0
		800lm 930 10.5W	gold	40°	Q656DW93040GOF0	Q656DB93040GOF0
		810lm 940 10.5W	gold	40°	Q656DW94040GOF0	Q656DB94040GOF0
		790lm 927 10.5W	black matt	40°	Q656DW92740BMF0	Q656DB92740BMF0
		800lm 930 10.5W	black matt	40°	Q656DW93040BMF0	Q656DB93040BMF0
		810lm 940 10.5W	black matt	40°	Q656DW94040BMF0	Q656DB94040BMF0
		790lm 927 10.5W	copper	40°	Q656DW92740COF0	Q656DB92740COF0
		800lm 930 10.5W	copper	40°	Q656DW93040COF0	Q656DB93040COF0
		810lm 940 10.5W	copper	40°	Q656DW94040COF0	Q656DB94040COF0

For Light source energy class and identifier please consult the datasheet on our website.

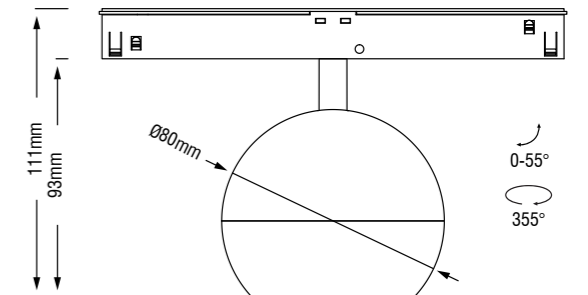


Dea Eros-Q2 S traccia.



		790lm 927 10.5W	black high gloss	40°	Q666DW92740BGF0	Q666DB92740BGF0
		800lm 930 10.5W	black high gloss	40°	Q666DW93040BGF0	Q666DB93040BGF0
		810lm 940 10.5W	black high gloss	40°	Q666DW94040BGF0	Q666DB94040BGF0
		790lm 927 10.5W	silver high gloss	40°	Q666DW92740SGF0	Q666DB92740SGF0
		800lm 930 10.5W	silver high gloss	40°	Q666DW93040SGF0	Q666DB93040SGF0
		810lm 940 10.5W	silver high gloss	40°	Q666DW94040SGF0	Q666DB94040SGF0
		790lm 927 10.5W	chrome	40°	Q666DW92740CHF0	Q666DB92740CHF0
		800lm 930 10.5W	chrome	40°	Q666DW93040CHF0	Q666DB93040CHF0
		810lm 940 10.5W	chrome	40°	Q666DW94040CHF0	Q666DB94040CHF0
		790lm 927 10.5W	white	40°	Q666DW92740WHF0	Q666DB92740WHF0
		800lm 930 10.5W	white	40°	Q666DW93040WHF0	Q666DB93040WHF0
		810lm 940 10.5W	white	40°	Q666DW94040WHF0	Q666DB94040WHF0
		790lm 927 10.5W	gold	40°	Q666DW92740GOF0	Q666DB92740GOF0
		800lm 930 10.5W	gold	40°	Q666DW93040GOF0	Q666DB93040GOF0
		810lm 940 10.5W	gold	40°	Q666DW94040GOF0	Q666DB94040GOF0
		790lm 927 10.5W	black matt	40°	Q666DW92740BMF0	Q666DB92740BMF0
		800lm 930 10.5W	black matt	40°	Q666DW93040BMF0	Q666DB93040BMF0
		810lm 940 10.5W	black matt	40°	Q666DW94040BMF0	Q666DB94040BMF0
		790lm 927 10.5W	copper	40°	Q666DW92740COF0	Q666DB92740COF0
		800lm 930 10.5W	copper	40°	Q666DW93040COF0	Q666DB93040COF0
		810lm 940 10.5W	copper	40°	Q666DW94040COF0	Q666DB94040COF0

For Light source energy class and identifier please consult the datasheet on our website.




Q-Line series
48V TRACK SYSTEM



Dea Eros-Q pendulo
lovable lofty sphere.

There is no escaping it. Let the 48V Dea Eros Pendulo exuberantly set the tone and you'll fall in love immediately. Its beautiful design and radiant lighting will influence any room. Combine with other Dea Eros fixtures to unify your project.

Now it is up to you to choose which reflector color suits your project best.



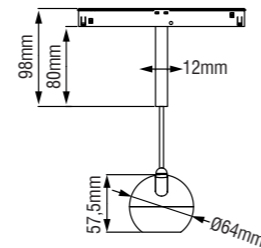
Dea Eros-Q XS pendulo.



		490lm 927 7W	black high gloss	34°	Q508BW92734BGF0	Q508BB92734BGF0
		500lm 930 7W	black high gloss	34°	Q508BW93034BGF0	Q508BB93034BGF0
		510lm 940 7W	black high gloss	34°	Q508BW94034BGF0	Q508BB94034BGF0
		490lm 927 7W	silver high gloss	34°	Q508BW92734SGF0	Q508BB92734SGF0
		500lm 930 7W	silver high gloss	34°	Q508BW93034SGF0	Q508BB93034SGF0
		510lm 940 7W	silver high gloss	34°	Q508BW94034SGF0	Q508BB94034SGF0
		490lm 927 7W	chrome	34°	Q508BW92734CHF0	Q508BB92734CHF0
		500lm 930 7W	chrome	34°	Q508BW93034CHF0	Q508BB93034CHF0
		510lm 940 7W	chrome	34°	Q508BW94034CHF0	Q508BB94034CHF0
		490lm 927 7W	white	34°	Q508BW92734WHF0	Q508BB92734WHF0
		500lm 930 7W	white	34°	Q508BW93034WHF0	Q508BB93034WHF0
		510lm 940 7W	white	34°	Q508BW94034WHF0	Q508BB94034WHF0
		490lm 927 7W	gold	34°	Q508BW92734GOF0	Q508BB92734GOF0
		500lm 930 7W	gold	34°	Q508BW93034GOF0	Q508BB93034GOF0
		510lm 940 7W	gold	34°	Q508BW94034GOF0	Q508BB94034GOF0
		490lm 927 7W	black matt	34°	Q508BW92734BMF0	Q508BB92734BMF0
		500lm 930 7W	black matt	34°	Q508BW93034BMF0	Q508BB93034BMF0
		510lm 940 7W	black matt	34°	Q508BW94034BMF0	Q508BB94034BMF0
		490lm 927 7W	copper	34°	Q508BW92734COF0	Q508BB92734COF0
		500lm 930 7W	copper	34°	Q508BW93034COF0	Q508BB93034COF0
		510lm 940 7W	copper	34°	Q508BW94034COF0	Q508BB94034COF0

This luminaire is suitable for Q1 and Q2 tracks.

For Light source energy class and identifier please consult the datasheet on our website.



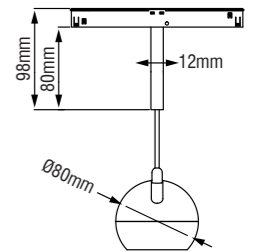
Dea Eros-Q S pendulo.



		790lm 927 10.5W	black high gloss	40°	Q509DW92740BGF0	Q509DB92740BGF0
		800lm 930 10.5W	black high gloss	40°	Q509DW93040BGF0	Q509DB93040BGF0
		810lm 940 10.5W	black high gloss	40°	Q509DW94040BGF0	Q509DB94040BGF0
		790lm 927 10.5W	silver high gloss	40°	Q509DW92740SGF0	Q509DB92740SGF0
		800lm 930 10.5W	silver high gloss	40°	Q509DW93040SGF0	Q509DB93040SGF0
		810lm 940 10.5W	silver high gloss	40°	Q509DW94040SGF0	Q509DB94040SGF0
		790lm 927 10.5W	chrome	40°	Q509DW92740CHF0	Q509DB92740CHF0
		800lm 930 10.5W	chrome	40°	Q509DW93040CHF0	Q509DB93040CHF0
		810lm 940 10.5W	chrome	40°	Q509DW94040CHF0	Q509DB94040CHF0
		790lm 927 10.5W	white	40°	Q509DW92740WHF0	Q509DB92740WHF0
		800lm 930 10.5W	white	40°	Q509DW93040WHF0	Q509DB93040WHF0
		810lm 940 10.5W	white	40°	Q509DW94040WHF0	Q509DB94040WHF0
		790lm 927 10.5W	gold	40°	Q509DW92740GOF0	Q509DB92740GOF0
		800lm 930 10.5W	gold	40°	Q509DW93040GOF0	Q509DB93040GOF0
		810lm 940 10.5W	gold	40°	Q509DW94040GOF0	Q509DB94040GOF0
		790lm 927 10.5W	black matt	40°	Q509DW92740BMF0	Q509DB92740BMF0
		800lm 930 10.5W	black matt	40°	Q509DW93040BMF0	Q509DB93040BMF0
		810lm 940 10.5W	black matt	40°	Q509DW94040BMF0	Q509DB94040BMF0
		790lm 927 10.5W	copper	40°	Q509DW92740COF0	Q509DB92740COF0
		800lm 930 10.5W	copper	40°	Q509DW93040COF0	Q509DB93040COF0
		810lm 940 10.5W	copper	40°	Q509DW94040COF0	Q509DB94040COF0

This luminaire is suitable for Q1 and Q2 tracks.

For Light source energy class and identifier please consult the datasheet on our website.




Q-Line series
48V TRACK SYSTEM




Dea Juno-Q XS

small, yet versatile.

The 48V luminaire Dea Juno is a real eye-catcher thanks to its small measurements, deep recessed light source and beautiful reflector colour options. These make it possible to adapt this luminaire to any interior and smoothly create a unique, personal ambience. Particularly suitable for use in boutiques, hospitality settings and in luxurious homes.

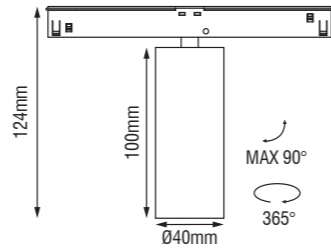


Dea Juno-Q1 XS.




Description	Reflector	Angle	White	Black
490lm 927 7W	black high gloss	34°	Q611BW92734BGF0	Q611BB92734BGF0
500lm 930 7W	black high gloss	34°	Q611BW93034BGF0	Q611BB93034BGF0
510lm 940 7W	black high gloss	34°	Q611BW94034BGF0	Q611BB94034BGF0
490lm 927 7W	silver high gloss	34°	Q611BW92734SGF0	Q611BB92734SGF0
500lm 930 7W	silver high gloss	34°	Q611BW93034SGF0	Q611BB93034SGF0
510lm 940 7W	silver high gloss	34°	Q611BW94034SGF0	Q611BB94034SGF0
490lm 927 7W	chrome	34°	Q611BW92734CHF0	Q611BB92734CHF0
500lm 930 7W	chrome	34°	Q611BW93034CHF0	Q611BB93034CHF0
510lm 940 7W	chrome	34°	Q611BW94034CHF0	Q611BB94034CHF0
490lm 927 7W	white	34°	Q611BW92734WHF0	Q611BB92734WHF0
500lm 930 7W	white	34°	Q611BW93034WHF0	Q611BB93034WHF0
510lm 940 7W	white	34°	Q611BW94034WHF0	Q611BB94034WHF0
490lm 927 7W	gold	34°	Q611BW92734GOF0	Q611BB92734GOF0
500lm 930 7W	gold	34°	Q611BW93034GOF0	Q611BB93034GOF0
510lm 940 7W	gold	34°	Q611BW94034GOF0	Q611BB94034GOF0
490lm 927 7W	black matt	34°	Q611BW92734BMF0	Q611BB92734BMF0
500lm 930 7W	black matt	34°	Q611BW93034BMF0	Q611BB93034BMF0
510lm 940 7W	black matt	34°	Q611BW94034BMF0	Q611BB94034BMF0
490lm 927 7W	copper	34°	Q611BW92734COF0	Q611BB92734COF0
500lm 930 7W	copper	34°	Q611BW93034COF0	Q611BB93034COF0
510lm 940 7W	copper	34°	Q611BW94034COF0	Q611BB94034COF0

For Light source energy class and identifier please consult the datasheet on our website.

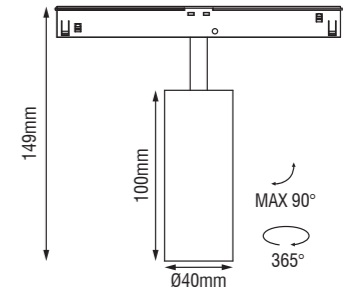


Dea Juno-Q2 XS.



Description	Reflector	Angle	White	Black
490lm 927 7W	black high gloss	34°	Q621BW92734BG00	Q621BB92734BG00
500lm 930 7W	black high gloss	34°	Q621BW93034BG00	Q621BB93034BG00
510lm 940 7W	black high gloss	34°	Q621BW94034BG00	Q621BB94034BG00
490lm 927 7W	silver high gloss	34°	Q621BW92734SG00	Q621BB92734SG00
500lm 930 7W	silver high gloss	34°	Q621BW93034SG00	Q621BB93034SG00
510lm 940 7W	silver high gloss	34°	Q621BW94034SG00	Q621BB94034SG00
490lm 927 7W	chrome	34°	Q621BW92734CH00	Q621BB92734CH00
500lm 930 7W	chrome	34°	Q621BW93034CH00	Q621BB93034CH00
510lm 940 7W	chrome	34°	Q621BW94034CH00	Q621BB94034CH00
490lm 927 7W	white	34°	Q621BW92734WH00	Q621BB92734WH00
500lm 930 7W	white	34°	Q621BW93034WH00	Q621BB93034WH00
510lm 940 7W	white	34°	Q621BW94034WH00	Q621BB94034WH00
490lm 927 7W	gold	34°	Q621BW92734GO00	Q621BB92734GO00
500lm 930 7W	gold	34°	Q621BW93034GO00	Q621BB93034GO00
510lm 940 7W	gold	34°	Q621BW94034GO00	Q621BB94034GO00
490lm 927 7W	black matt	34°	Q621BW92734BM00	Q621BB92734BM00
500lm 930 7W	black matt	34°	Q621BW93034BM00	Q621BB93034BM00
510lm 940 7W	black matt	34°	Q621BW94034BM00	Q621BB94034BM00
490lm 927 7W	copper	34°	Q621BW92734COF0	Q621BB92734COF0
500lm 930 7W	copper	34°	Q621BW93034COF0	Q621BB93034COF0
510lm 940 7W	copper	34°	Q621BW94034COF0	Q621BB94034COF0

For Light source energy class and identifier please consult the datasheet on our website.



Q-Line series
48V TRACK SYSTEM



Juno-Q1/Q2 XS Lente
precision at its finest.

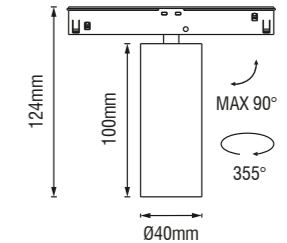
The 48V track spot Juno-Q XS Lente is a one-of-a-kind luminaire. This uniqueness is attributed to the unprecedentedly narrow beam angle of only 10 degrees. The distinctive lens creates a spectacular light image, perfect for accentuating valuable art in museums and luxury homes. It is also ideal for creating an intensely sharp focus in eye-catching product presentations in boutiques, perfume shops and jewellery stores.

Juno-Q1 XS Lente.




Description	Angle	White	Black
380lm 927 8.5W	10°	Q667AW92708BMFO	Q667AB92708BMFO
400lm 930 8.5W	10°	Q667AW93008BMFO	Q667AB93008BMFO
420lm 940 8.5W	10°	Q667AW94008BMFO	Q667AB94008BMFO

For Light source energy class and identifier please consult the datasheet on our website.

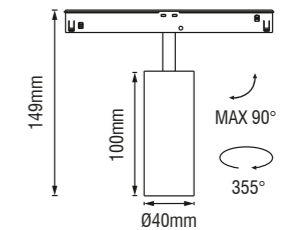


Juno-Q2 XS Lente.




Description	Angle	White	Black
380lm 927 8.5W	10°	Q668AW92708BMFO	Q668AB92708BMFO
400lm 930 8.5W	10°	Q668AW93008BMFO	Q668AB93008BMFO
420lm 940 8.5W	10°	Q668AW94008BMFO	Q668AB94008BMFO

For Light source energy class and identifier please consult the datasheet on our website.




Q-Line series
48V TRACK SYSTEM



Dea Juno-Q duo XS

small, yet versatile.

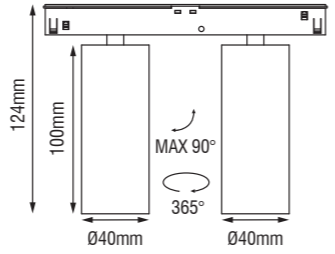
The 48V luminaire Dea Juno duo is a real eye-catcher thanks to its small measurements, deep recessed light source and beautiful colour options. These make it possible to adapt this luminaire to any interior and smoothly create a unique, personal ambience. This double 48V track spot ensures you not only a timeless design, it also offers maximum modern-day efficiency.



Dea Juno-Q1 duo XS.



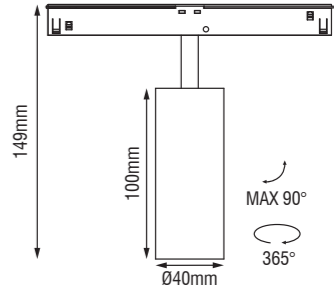
Description	Reflector	Angle	White	Black
2x490lm 927 14W	black high gloss	34°	Q612BW92734BGF0	Q612BB92734BGF0
2x500lm 930 14W	black high gloss	34°	Q612BW93034BGF0	Q612BB93034BGF0
2x510lm 940 14W	black high gloss	34°	Q612BW94034BGF0	Q612BB94034BGF0
2x490lm 927 14W	silver high gloss	34°	Q612BW92734SGF0	Q612BB92734SGF0
2x500lm 930 14W	silver high gloss	34°	Q612BW93034SGF0	Q612BB93034SGF0
2x510lm 940 14W	silver high gloss	34°	Q612BW94034SGF0	Q612BB94034SGF0
2x490lm 927 14W	chrome	34°	Q612BW92734CHF0	Q612BB92734CHF0
2x500lm 930 14W	chrome	34°	Q612BW93034CHF0	Q612BB93034CHF0
2x510lm 940 14W	chrome	34°	Q612BW94034CHF0	Q612BB94034CHF0
2x490lm 927 14W	white	34°	Q612BW92734WHF0	Q612BB92734WHF0
2x500lm 930 14W	white	34°	Q612BW93034WHF0	Q612BB93034WHF0
2x510lm 940 14W	white	34°	Q612BW94034WHF0	Q612BB94034WHF0
2x490lm 927 14W	gold	34°	Q612BW92734GOF0	Q612BB92734GOF0
2x500lm 930 14W	gold	34°	Q612BW93034GOF0	Q612BB93034GOF0
2x510lm 940 14W	gold	34°	Q612BW94034GOF0	Q612BB94034GOF0
2x490lm 927 14W	black matt	34°	Q612BW92734BMF0	Q612BB92734BMF0
2x500lm 930 14W	black matt	34°	Q612BW93034BMF0	Q612BB93034BMF0
2x510lm 940 14W	black matt	34°	Q612BW94034BMF0	Q612BB94034BMF0
2x490lm 927 14W	copper	34°	Q612BW92734COF0	Q612BB92734COF0
2x500lm 930 14W	copper	34°	Q612BW93034COF0	Q612BB93034COF0
2x510lm 940 14W	copper	34°	Q612BW94034COF0	Q612BB94034COF0



Dea Juno-Q2 duo XS.



Description	Reflector	Angle	White	Black
2x490lm 927 14W	black high gloss	34°	Q622BW92734BGF0	Q622BB92734BGF0
2x500lm 930 14W	black high gloss	34°	Q622BW93034BGF0	Q622BB93034BGF0
2x510lm 940 14W	black high gloss	34°	Q622BW94034BGF0	Q622BB94034BGF0
2x490lm 927 14W	silver high gloss	34°	Q622BW92734SGF0	Q622BB92734SGF0
2x500lm 930 14W	silver high gloss	34°	Q622BW93034SGF0	Q622BB93034SGF0
2x510lm 940 14W	silver high gloss	34°	Q622BW94034SGF0	Q622BB94034SGF0
2x490lm 927 14W	chrome	34°	Q622BW92734CHF0	Q622BB92734CHF0
2x500lm 930 14W	chrome	34°	Q622BW93034CHF0	Q622BB93034CHF0
2x510lm 940 14W	chrome	34°	Q622BW94034CHF0	Q622BB94034CHF0
2x490lm 927 14W	white	34°	Q622BW92734WHF0	Q622BB92734WHF0
2x500lm 930 14W	white	34°	Q622BW93034WHF0	Q622BB93034WHF0
2x510lm 940 14W	white	34°	Q622BW94034WHF0	Q622BB94034WHF0
2x490lm 927 14W	gold	34°	Q622BW92734GOF0	Q622BB92734GOF0
2x500lm 930 14W	gold	34°	Q622BW93034GOF0	Q622BB93034GOF0
2x510lm 940 14W	gold	34°	Q622BW94034GOF0	Q622BB94034GOF0
2x490lm 927 14W	black matt	34°	Q622BW92734BMF0	Q622BB92734BMF0
2x500lm 930 14W	black matt	34°	Q622BW93034BMF0	Q622BB93034BMF0
2x510lm 940 14W	black matt	34°	Q622BW94034BMF0	Q622BB94034BMF0
2x490lm 927 14W	copper	34°	Q622BW92734COF0	Q622BB92734COF0
2x500lm 930 14W	copper	34°	Q622BW93034COF0	Q622BB93034COF0
2x510lm 940 14W	copper	34°	Q622BW94034COF0	Q622BB94034COF0



Q-Line series
48V TRACK SYSTEM



Dea Juventas-Q XS

simply plug and play.

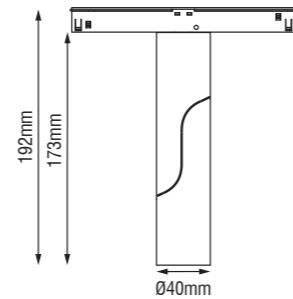
Our youngest asset to the 48V family is the Dea Juventas. Small, but very talented. Especially when it comes to accuracy and efficiency. This miniature luminaire can be adjusted just the way you want it. Thanks to the 48V low voltage you can just simply plug and play and have a vibrant lighting solution for years to come.



Dea Juventas-Q1 XS.



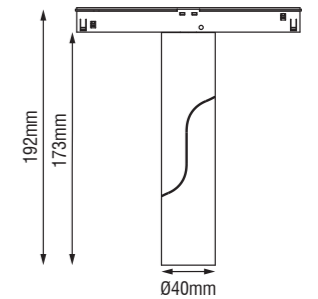
		Description	Reflector	Angle	White	Black
		490lm 927 7W	black high gloss	34°	Q613BW92734BGF0	Q613BB92734BGF0
		500lm 930 7W	black high gloss	34°	Q613BW93034BGF0	Q613BB93034BGF0
		510lm 940 7W	black high gloss	34°	Q613BW94034BGF0	Q613BB94034BGF0
		490lm 927 7W	silver high gloss	34°	Q613BW92734SGF0	Q613BB92734SGF0
		500lm 930 7W	silver high gloss	34°	Q613BW93034SGF0	Q613BB93034SGF0
		510lm 940 7W	silver high gloss	34°	Q613BW94034SGF0	Q613BB94034SGF0
		490lm 927 7W	chrome	34°	Q613BW92734CHF0	Q613BB92734CHF0
		500lm 930 7W	chrome	34°	Q613BW93034CHF0	Q613BB93034CHF0
		510lm 940 7W	chrome	34°	Q613BW94034CHF0	Q613BB94034CHF0
		490lm 927 7W	white	34°	Q613BW92734WHF0	Q613BB92734WHF0
		500lm 930 7W	white	34°	Q613BW93034WHF0	Q613BB93034WHF0
		510lm 940 7W	white	34°	Q613BW94034WHF0	Q613BB94034WHF0
		490lm 927 7W	gold	34°	Q613BW92734GOF0	Q613BB92734GOF0
		500lm 930 7W	gold	34°	Q613BW93034GOF0	Q613BB93034GOF0
		510lm 940 7W	gold	34°	Q613BW94034GOF0	Q613BB94034GOF0
		490lm 927 7W	black matt	34°	Q613BW92734BMF0	Q613BB92734BMF0
		500lm 930 7W	black matt	34°	Q613BW93034BMF0	Q613BB93034BMF0
		510lm 940 7W	black matt	34°	Q613BW94034BMF0	Q613BB94034BMF0
		490lm 927 7W	copper	34°	Q613BW92734COF0	Q613BB92734COF0
		500lm 930 7W	copper	34°	Q613BW93034COF0	Q613BB93034COF0
		510lm 940 7W	copper	34°	Q613BW94034COF0	Q613BB94034COF0



Dea Juventas-Q2 XS.



		Description	Reflector	Angle	White	Black
		490lm 927 7W	black high gloss	34°	Q623BW92734BGF0	Q623BB92734BGF0
		500lm 930 7W	black high gloss	34°	Q623BW93034BGF0	Q623BB93034BGF0
		510lm 940 7W	black high gloss	34°	Q623BW94034BGF0	Q623BB94034BGF0
		490lm 927 7W	silver high gloss	34°	Q623BW92734SGF0	Q623BB92734SGF0
		500lm 930 7W	silver high gloss	34°	Q623BW93034SGF0	Q623BB93034SGF0
		510lm 940 7W	silver high gloss	34°	Q623BW94034SGF0	Q623BB94034SGF0
		490lm 927 7W	chrome	34°	Q623BW92734CHF0	Q623BB92734CHF0
		500lm 930 7W	chrome	34°	Q623BW93034CHF0	Q623BB93034CHF0
		510lm 940 7W	chrome	34°	Q623BW94034CHF0	Q623BB94034CHF0
		490lm 927 7W	white	34°	Q623BW92734WHF0	Q623BB92734WHF0
		500lm 930 7W	white	34°	Q623BW93034WHF0	Q623BB93034WHF0
		510lm 940 7W	white	34°	Q623BW94034WHF0	Q623BB94034WHF0
		490lm 927 7W	gold	34°	Q623BW92734GOF0	Q623BB92734GOF0
		500lm 930 7W	gold	34°	Q623BW93034GOF0	Q623BB93034GOF0
		510lm 940 7W	gold	34°	Q623BW94034GOF0	Q623BB94034GOF0
		490lm 927 7W	black matt	34°	Q623BW92734BMF0	Q623BB92734BMF0
		500lm 930 7W	black matt	34°	Q623BW93034BMF0	Q623BB93034BMF0
		510lm 940 7W	black matt	34°	Q623BW94034BMF0	Q623BB94034BMF0
		490lm 927 7W	copper	34°	Q623BW92734COF0	Q623BB92734COF0
		500lm 930 7W	copper	34°	Q623BW93034COF0	Q623BB93034COF0
		510lm 940 7W	copper	34°	Q623BW94034COF0	Q623BB94034COF0



"The Q-Line 48V track series
**excels in its versatility,
efficiency and aesthetics."**

KARIZMA luce

KARIZMA luce


Q-Line series
48V TRACK SYSTEM




Dea Vesta-Q

bringing people together.

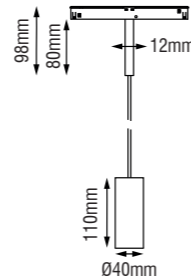
Hearth, home and family. The virgin goddess Vesta was there to protect and cherish these values. The 48V Dea Vesta essentially does the same: this surprisingly small luminaire is developed to bring people together. Her light enriches places in the most efficient way and opens doors to countless creative lighting solutions.



Dea Vesta-Q1 / Q2 XS.



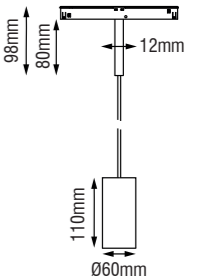
Description	Reflector	Angle	White	Black
490lm 927 7W	black high gloss	34°	Q503BW92734BGF0	Q503BB92734BGF0
500lm 930 7W	black high gloss	34°	Q503BW93034BGF0	Q503BB93034BGF0
510lm 940 7W	black high gloss	34°	Q503BW94034BGF0	Q503BB94034BGF0
490lm 927 7W	silver high gloss	34°	Q503BW92734SGF0	Q503BB92734SGF0
500lm 930 7W	silver high gloss	34°	Q503BW93034SGF0	Q503BB93034SGF0
510lm 940 7W	silver high gloss	34°	Q503BW94034SGF0	Q503BB94034SGF0
490lm 927 7W	chrome	34°	Q503BW92734CHF0	Q503BB92734CHF0
500lm 930 7W	chrome	34°	Q503BW93034CHF0	Q503BB93034CHF0
510lm 940 7W	chrome	34°	Q503BW94034CHF0	Q503BB94034CHF0
490lm 927 7W	white	34°	Q503BW92734WHF0	Q503BB92734WHF0
500lm 930 7W	white	34°	Q503BW93034WHF0	Q503BB93034WHF0
510lm 940 7W	white	34°	Q503BW94034WHF0	Q503BB94034WHF0
490lm 927 7W	gold	34°	Q503BW92734GOF0	Q503BB92734GOF0
500lm 930 7W	gold	34°	Q503BW93034GOF0	Q503BB93034GOF0
510lm 940 7W	gold	34°	Q503BW94034GOF0	Q503BB94034GOF0
490lm 927 7W	black matt	34°	Q503BW92734BMF0	Q503BB92734BMF0
500lm 930 7W	black matt	34°	Q503BW93034BMF0	Q503BB93034BMF0
510lm 940 7W	black matt	34°	Q503BW94034BMF0	Q503BB94034BMF0
490lm 927 7W	copper	34°	Q503BW92734COF0	Q503BB92734COF0
500lm 930 7W	copper	34°	Q503BW93034COF0	Q503BB93034COF0
510lm 940 7W	copper	34°	Q503BW94034COF0	Q503BB94034COF0



Dea Vesta-Q1 / Q2 S.



Description	Reflector	Angle	White	Black
790lm 927 10.5W	black high gloss	40°	Q502DW92740BGF0	Q502DB92740BGF0
800lm 930 10.5W	black high gloss	40°	Q502DW93040BGF0	Q502DB93040BGF0
810lm 940 10.5W	black high gloss	40°	Q502DW94040BGF0	Q502DB94040BGF0
790lm 927 10.5W	silver high gloss	40°	Q502DW92740SGF0	Q502DB92740SGF0
800lm 930 10.5W	silver high gloss	40°	Q502DW93040SGF0	Q502DB93040SGF0
810lm 940 10.5W	silver high gloss	40°	Q502DW94040SGF0	Q502DB94040SGF0
790lm 927 10.5W	chrome	40°	Q502DW92740CHF0	Q502DB92740CHF0
800lm 930 10.5W	chrome	40°	Q502DW93040CHF0	Q502DB93040CHF0
810lm 940 10.5W	chrome	40°	Q502DW94040CHF0	Q502DB94040CHF0
790lm 927 10.5W	white	40°	Q502DW92740WHF0	Q502DB92740WHF0
800lm 930 10.5W	white	40°	Q502DW93040WHF0	Q502DB93040WHF0
810lm 940 10.5W	white	40°	Q502DW94040WHF0	Q502DB94040WHF0
790lm 927 10.5W	gold	40°	Q502DW92740GOF0	Q502DB92740GOF0
800lm 930 10.5W	gold	40°	Q502DW93040GOF0	Q502DB93040GOF0
810lm 940 10.5W	gold	40°	Q502DW94040GOF0	Q502DB94040GOF0
790lm 927 10.5W	black matt	40°	Q502DW92740BMF0	Q502DB92740BMF0
800lm 930 10.5W	black matt	40°	Q502DW93040BMF0	Q502DB93040BMF0
810lm 940 10.5W	black matt	40°	Q502DW94040BMF0	Q502DB94040BMF0
790lm 927 10.5W	copper	40°	Q502DW92740COF0	Q502DB92740COF0
800lm 930 10.5W	copper	40°	Q502DW93040COF0	Q502DB93040COF0
810lm 940 10.5W	copper	40°	Q502DW94040COF0	Q502DB94040COF0





Q-Line series 48V TRACK SYSTEM



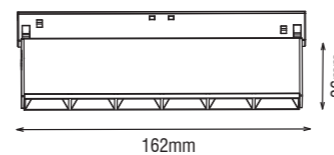
Linea-Q Lente

perfect line of light.

The Italian meaning of Linea is 'line' and that is exactly what this 48V linear luminaire of our Q-Line series creates. Clicked in a subtle 48V recessed, surface or suspended track, the adjustable track light with parabolic louvre creates a stunning and perfect straight line of light.

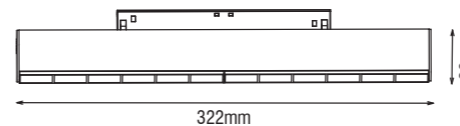
Available with 15°, 30° and 45° beam angles. Available in black and white.

Linea-Q1 XS Lente.



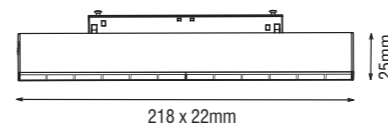
Description	Angle	White	Black
650lm 930 10W	15°	Q646CW93015F0	Q646CB93015F0
700lm 940 10W	15°	Q646CW94015F0	Q646CB94015F0
650lm 930 10W	30°	Q646CW93030F0	Q646CB93030F0
700lm 940 10W	30°	Q646CW94030F0	Q646CB94030F0
650lm 930 10W	45°	Q646CW93045F0	Q646CB93045F0
700lm 940 10W	45°	Q646CW94045F0	Q646CB94045F0

Linea-Q1 M Lente.



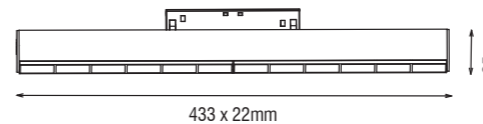
1300lm 930 20W	15°	Q647FW93015F0	Q647FB93015F0
1400lm 940 20W	15°	Q647FW94015F0	Q647FB94015F0
1300lm 930 20W	30°	Q647FW93030F0	Q647FB93030F0
1400lm 940 20W	30°	Q647FW94030F0	Q647FB94030F0
1300lm 930 20W	45°	Q647FW93045F0	Q647FB93045F0
1400lm 940 20W	45°	Q647FW94045F0	Q647FB94045F0

Linea-Q1/Q2 S Lente.



1000lm 930 14W	15°	Q651DW93015F0	Q651DB93015F0
1100lm 940 14W	15°	Q651DW94015F0	Q651DB94015F0
1000lm 930 14W	30°	Q651DW93030F0	Q651DB93030F0
1100lm 940 14W	30°	Q651DW94030F0	Q651DB94030F0
1000lm 930 14W	45°	Q651DW93045F0	Q651DB93045F0
1100lm 940 14W	45°	Q651DW94045F0	Q651DB94045F0

Linea-Q1/Q2 L Lente.

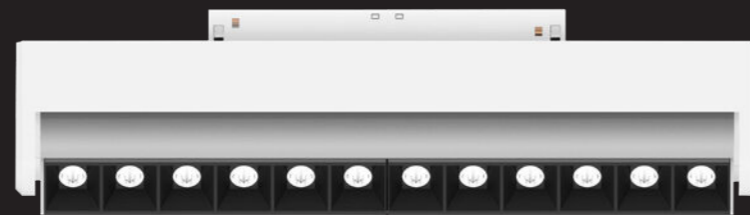


2250lm 930 28W	15°	Q652HW93015F0	Q652HB93015F0
2400lm 940 28W	15°	Q652HW94015F0	Q652HB94015F0
2250lm 930 28W	30°	Q652HW93030F0	Q652HB93030F0
2400lm 940 28W	30°	Q652HW94030F0	Q652HB94030F0
2250lm 930 28W	45°	Q652HW93045F0	Q652HB93045F0
2400lm 940 28W	45°	Q652HW94045F0	Q652HB94045F0

Q-Line series
48V TRACK SYSTEM



XS Lente Swing



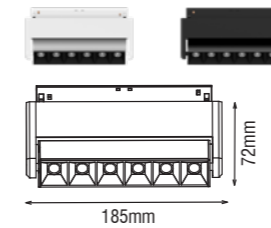
M Lente Swing

Linea-Q Lente Swing

perfect line of light.

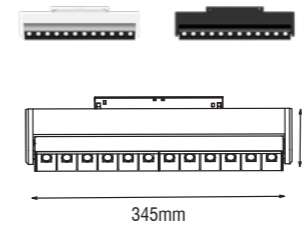
Optimize your lighting solution with the 85° adjustable Linea Lente Swing. The adjustable optical part, parabolic louvre and different beam angles (15°, 30° and 45°) makes the Linea Lente Swing a big tribute to your lighting plan. Minimalistic designed, but yet with great impact. Available in black and white.

Linea-Q1 XS Lente Swing.




Description	Angle	White	Black
650lm 930 10W	15°	Q648CW93015F0	Q648CB93015F0
700lm 940 10W	15°	Q648CW94015F0	Q648CB94015F0
650lm 930 10W	30°	Q648CW93030F0	Q648CB93030F0
700lm 940 10W	30°	Q648CW94030F0	Q648CB94030F0
650lm 930 10W	45°	Q648CW93045F0	Q648CB93045F0
700lm 940 10W	45°	Q648CW94045F0	Q648CB94045F0

Linea-Q1 M Lente Swing.



Description	Angle	White	Black
1300lm 930 20W	15°	Q649FW93015F0	Q649FB93015F0
1400lm 940 20W	15°	Q649FW94015F0	Q649FB94015F0
1300lm 930 20W	30°	Q649FW93030F0	Q649FB93030F0
1400lm 940 20W	30°	Q649FW94030F0	Q649FB94030F0
1300lm 930 20W	45°	Q649FW93045F0	Q649FB93045F0
1400lm 940 20W	45°	Q649FW94045F0	Q649FB94045F0

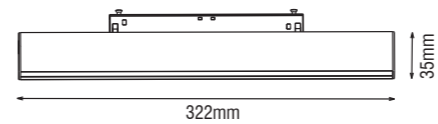
Q-Line series
48V TRACK SYSTEM



Linea-Q Opal
perfect line of light.

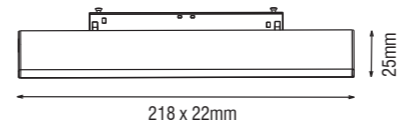
A stunning and perfect straight line of light is what this Linea luminaire with opal diffuser creates. Thanks to 48V low voltage track it is easy to assemble, just simply click the fixture in a subtle recessed, surface or suspended track, and have a vibrant lighting solution for years to come. Available with a beam angle of 90° and black and white housing.

Linea-Q1/Q2 M Opal.



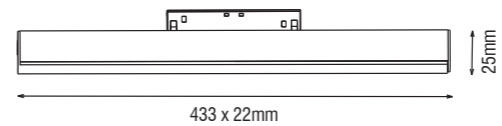
Description	Angle	White	Black
1300lm 930 20W	90°	Q650FW93090F0	Q650FB93090F0
1400lm 940 20W	90°	Q650FW94090F0	Q650FB94090F0

Linea-Q1/Q2 S Opal.



Description	Angle	White	Black
1000lm 930 14W	90°	Q653DW93090F0	Q653DB93090F0
1100lm 940 14W	90°	Q653DW94090F0	Q653DB94090F0

Linea-Q1/Q2 L Opal.




Description	Angle	White	Black
1800lm 930 28W	90°	Q654HW93090F0	Q654HB93090F0
1950lm 940 28W	90°	Q654HW94090F0	Q654HB94090F0

Q-Line series

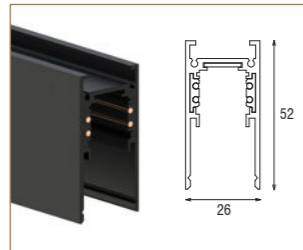
48V TRACK PARTS

48V-Q1 SURFACE
MINI TRACK RAIL



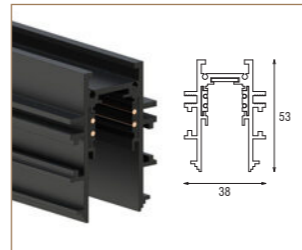
CX-M10-BL	48V-Q1 1000mm	black
CX-M10-WH	48V-Q1 1000mm	white
CX-M15-BL	48V-Q1 1500mm	black
CX-M15-WH	48V-Q1 1500mm	white
CX-M20-BL	48V-Q1 2000mm	black
CX-M20-WH	48V-Q1 2000mm	white

48V-Q2 SURFACE
HIGH TRACK RAIL



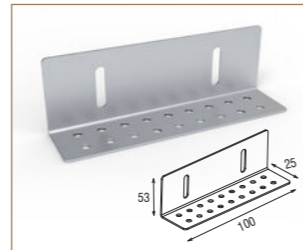
CX-MA10-BL	48V-Q2 1000mm	black
CX-MA10-WH	48V-Q2 1000mm	white
CX-MA15-BL	48V-Q2 1500mm	black
CX-MA15-WH	48V-Q2 1500mm	white
CX-MA20-BL	48V-Q2 2000mm	black
CX-MA20-WH	48V-Q2 2000mm	white

48V-Q2 RECESSED
TRIMLESS HIGH RAIL



CX-MD10-BL	48V-Q2 1000mm	black
CX-MD10-WH	48V-Q2 1000mm	white
CX-MD15-BL	48V-Q2 1500mm	black
CX-MD15-WH	48V-Q2 1500mm	white
CX-MD20-BL	48V-Q2 2000mm	black
CX-MD20-WH	48V-Q2 2000mm	white

48V-Q2 EMBEDDED
BRACKET




CX-MD24 48V-Q2 for CX-MD10/15/20
+ 2 screws

48V-Q1
SUSPENSION SET




CX-M020 48V-Q1 1m CX-M10/15/20

48V-Q2
SUSPENSION SET



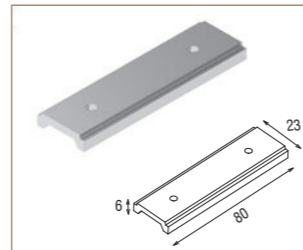
CX-M021 48V-Q2 1m CX-MA10/15/20

48V-Q1 ALUMINIUM
CONNECTION



CX-M022 48V-Q1 CX-M10/15/20 mini

48V-Q2 ALUMINIUM
CONNECTION




CX-M023 48V-Q2 CX-MA10/15/20

48V-Q1 ENDCAP
HOLE MINI



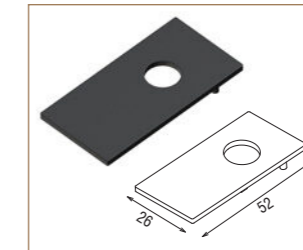
CX-M025-BL 48V-Q1 for CX-M10/15/20 black
CX-M025-WH 48V-Q1 for CX-M10/15/20 white

48V-Q1 ENDCAP
CLOSED MINI



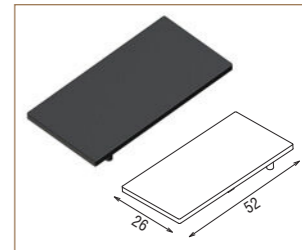
CX-M026-BL 48V-Q1 for CX-M10/15/20 black
CX-M026-WH 48V-Q1 for CX-M10/15/20 white

48V-Q2 ENDCAP
HOLE HIGH



CX-M029-BL 48V-Q2 black
CX-M029-WH 48V-Q2 white

48V-Q2 ENDCAP
CLOSED HIGH



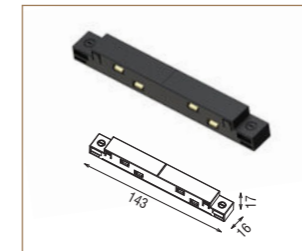
CX-M030-BL 48V-Q2 black
CX-M030-WH 48V-Q2 white

48V-Q1/Q2
END FEED



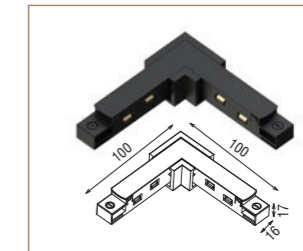
CX-M031-BL 48V-Q1/Q2 black
CX-M031-WH 48V-Q1/Q2 white

48V-Q1/Q2
STRAIGHT JOINT



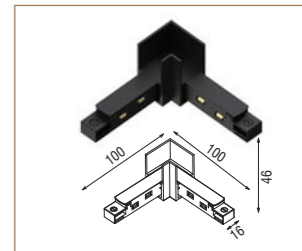
CX-M032-BL 48V-Q1/Q2 black
CX-M032-WH 48V-Q1/Q2 white

48V-Q1
CONNECTOR MINI



CX-M033-BL 48V-Q1 L mini black
CX-M033-WH 48V-Q1 L mini white

48V-Q2
CONNECTOR HIGH



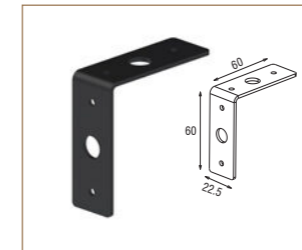
CX-M034-BL 48V-Q2 L high black
CX-M034-WH 48V-Q2 L high white

48V-Q1/Q2 FLEXIBLE
CONNECTOR



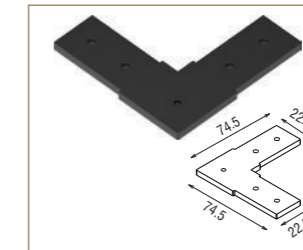
CX-M035-BL 48V-Q1/Q2 black
CX-M035-WH 48V-Q1/Q2 white

48V-Q2 ANGLE
CONNECTION BRACKET



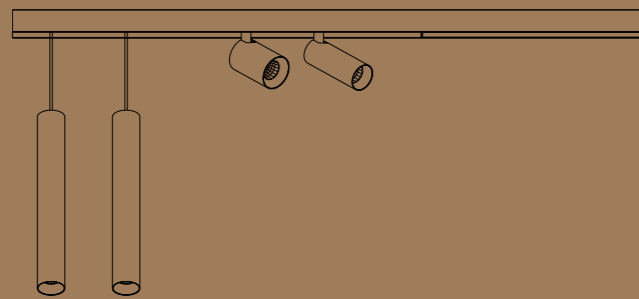
CX-M036 48V-Q2 high black

48V-Q2
CONNECTOR SHEET



CX-M037-BL 48V-Q2 L high black

INSTALLATION MANUAL



Q-Line series
48V TRACK SYSTEM

CAFE



OFFICE



STORE



SHOWROOM



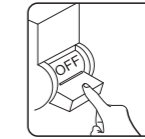
BAR



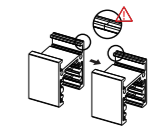
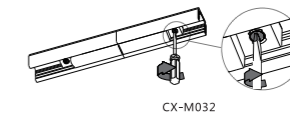
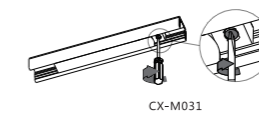
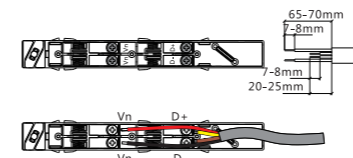

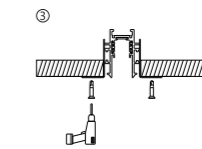
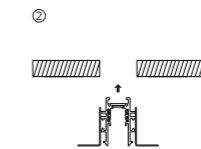
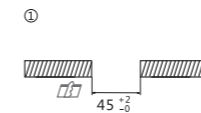
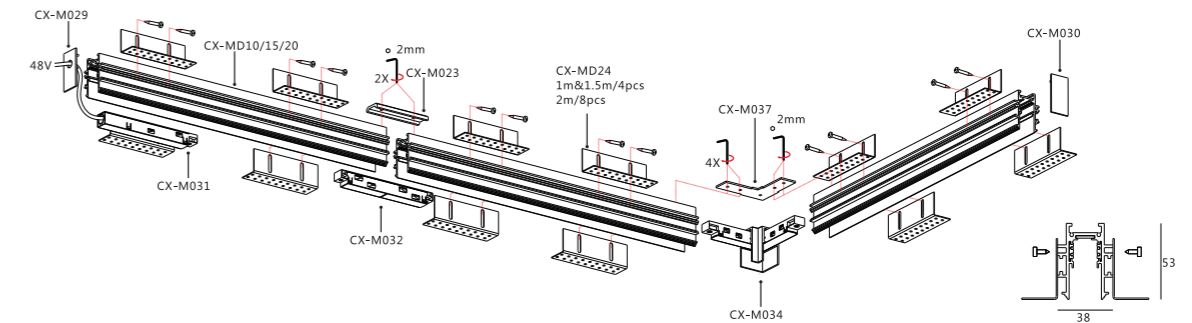
RECESSED TRACK

48V TRACK SYSTEM

Q2



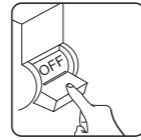
Turn off the power supply before carrying out any installation, maintenance or repair work



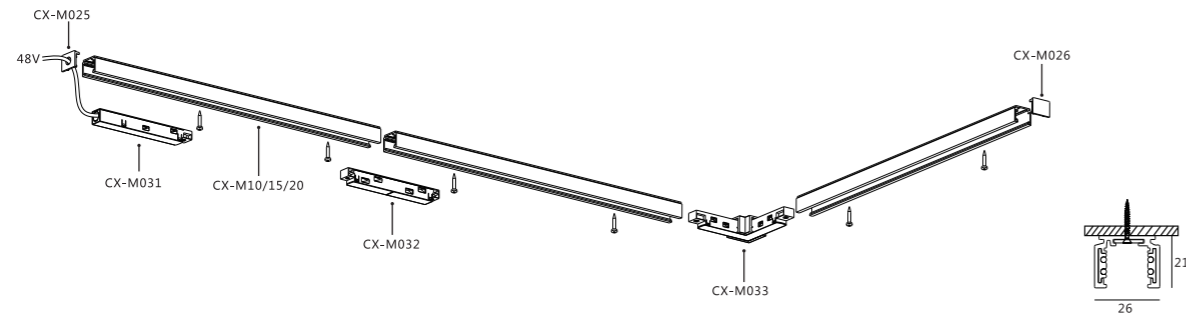
SURFACE TRACK

48V TRACK SYSTEM

Q1



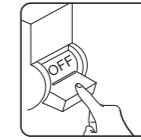
Turn off the power supply before carrying out any installation, maintenance or repair work



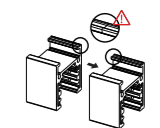
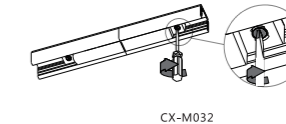
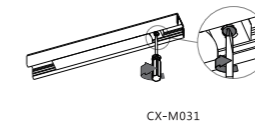
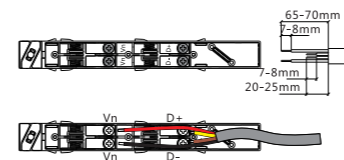
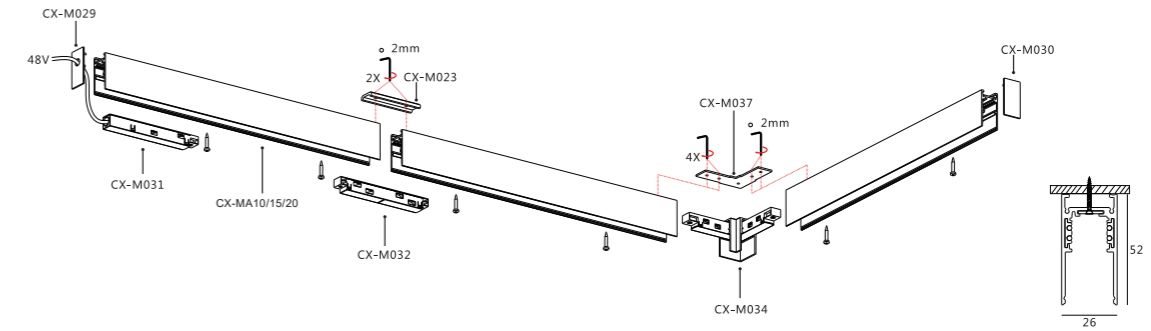
SURFACE TRACK

48V TRACK SYSTEM

Q2



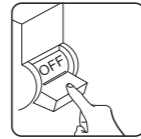
Turn off the power supply before carrying out any installation, maintenance or repair work



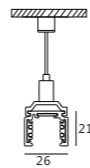
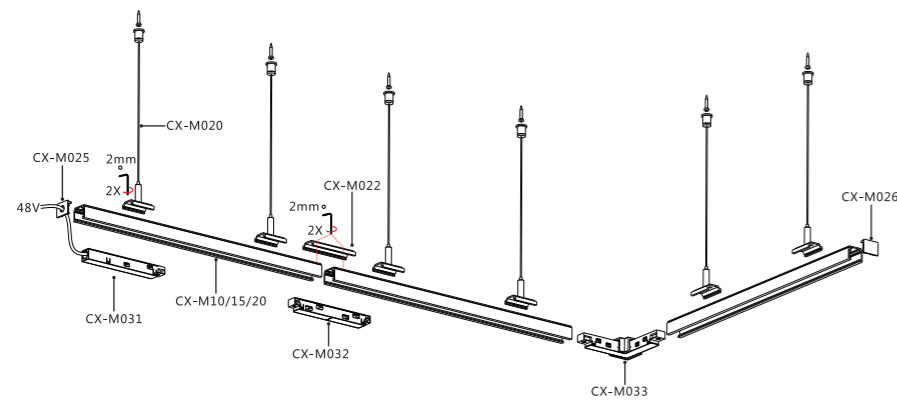
SUSPENDED TRACK

48V TRACK SYSTEM

Q1




Turn off the power supply before carrying out any installation, maintenance or repair work



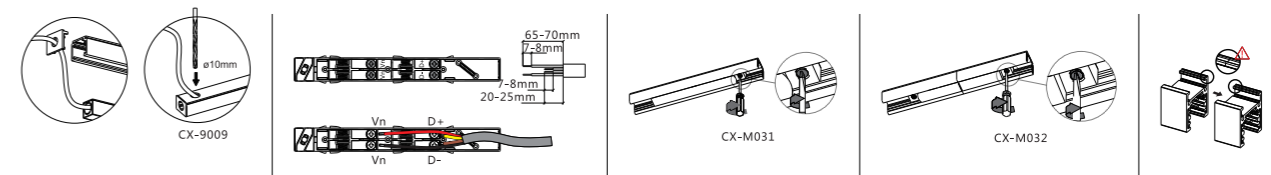
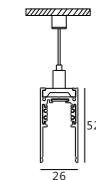
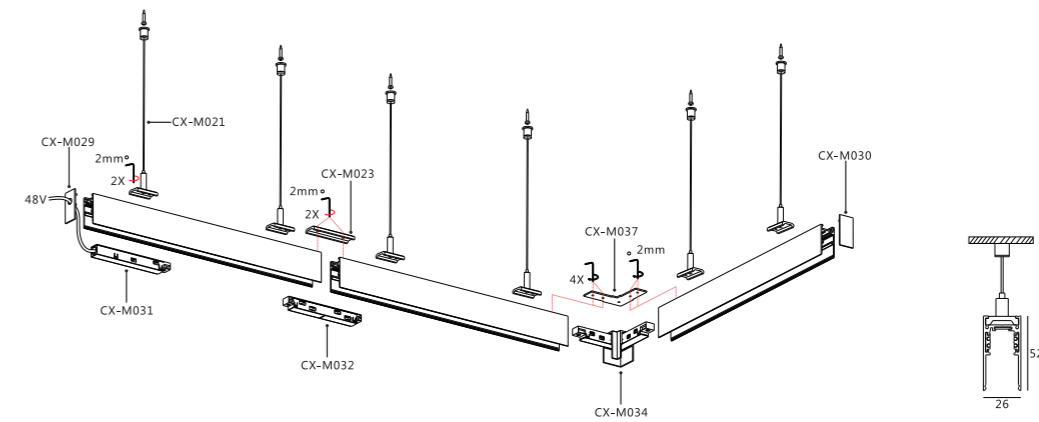
SUSPENDED TRACK

48V TRACK SYSTEM

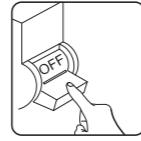
Q2



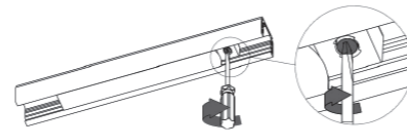
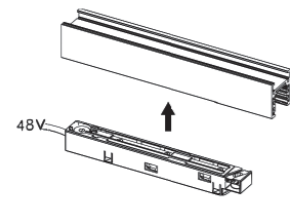
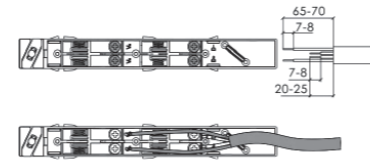
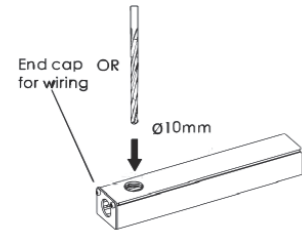
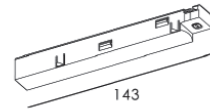
Turn off the power supply before carrying out any installation, maintenance or repair work



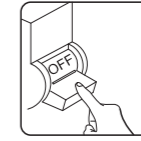
END FEED
48V TRACK SYSTEM



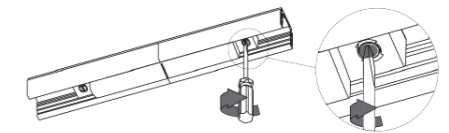
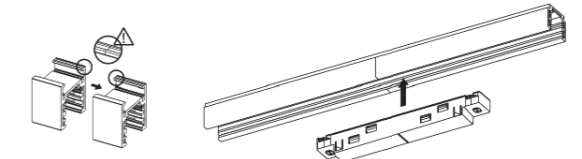
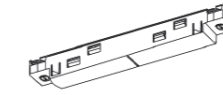
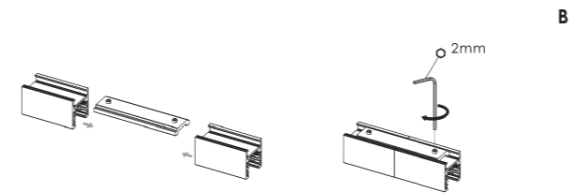
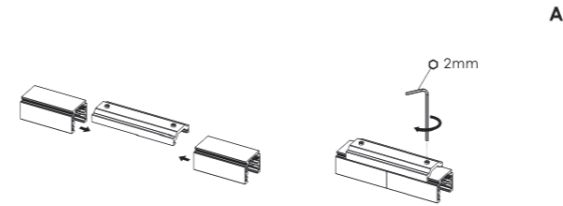
Turn off the power supply before carrying out any installation, maintenance or repair work



STRAIGHT JOINT
48V TRACK SYSTEM

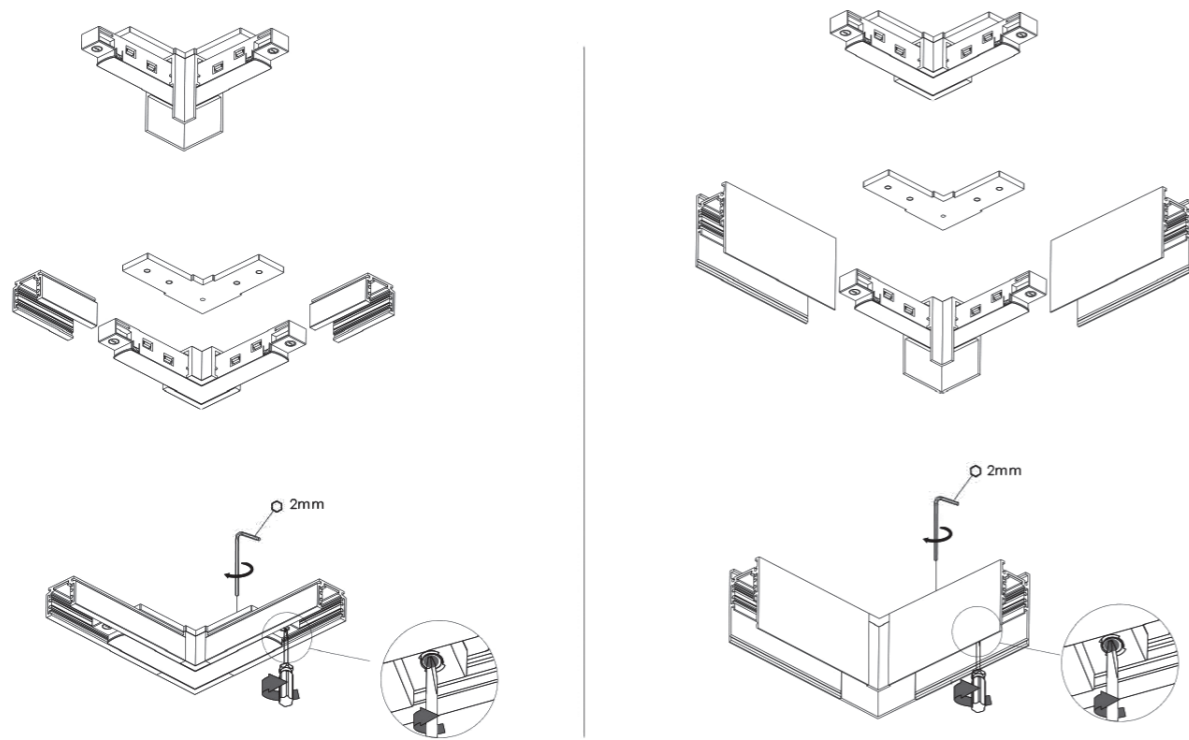


Turn off the power supply before carrying out any installation, maintenance or repair work



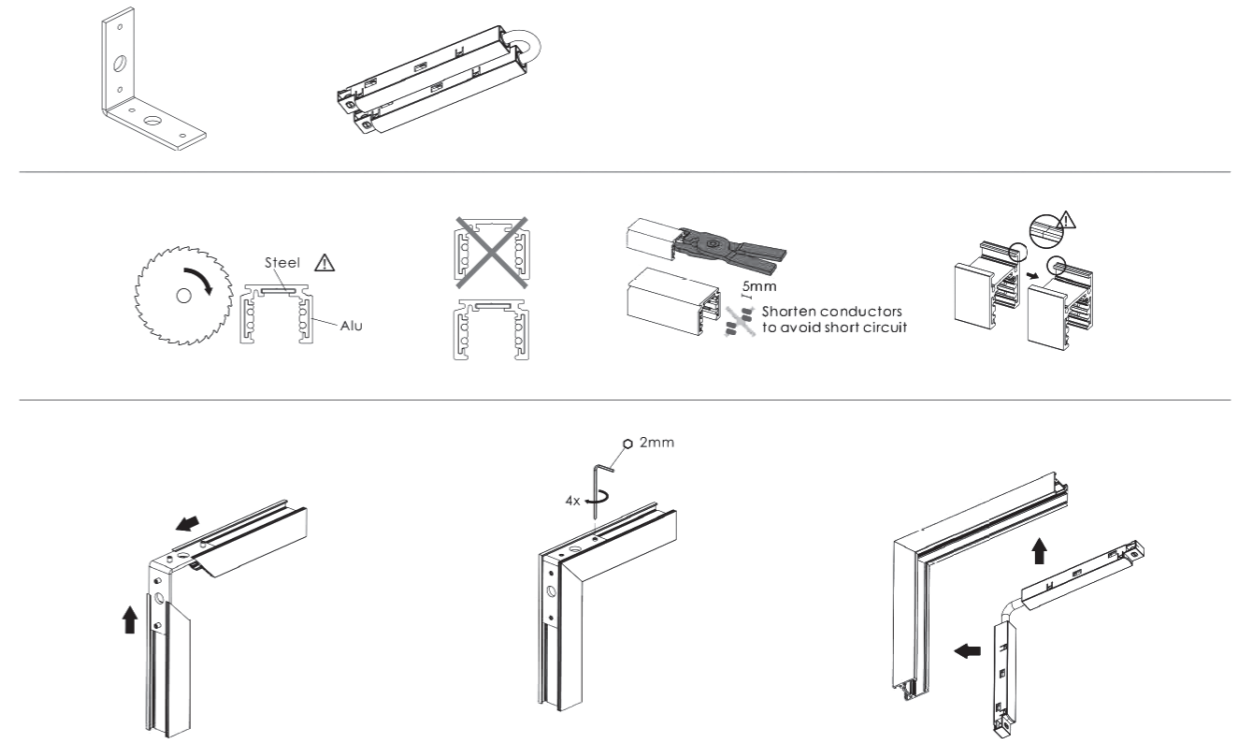
PART A

48V TRACK SYSTEM



PART B

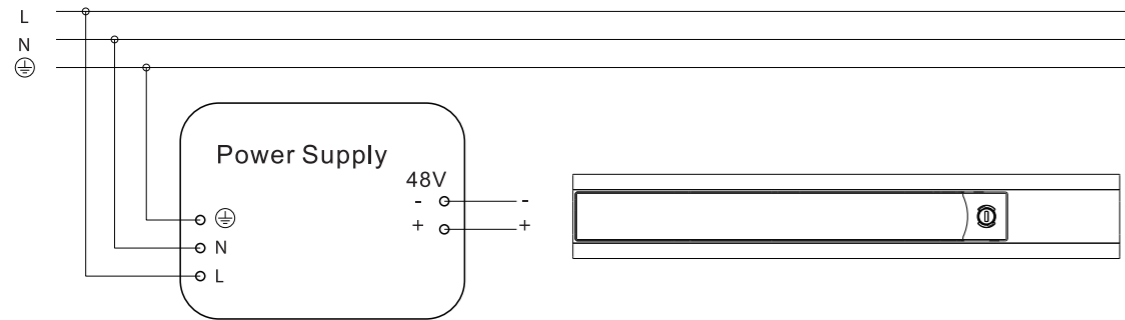
48V TRACK SYSTEM



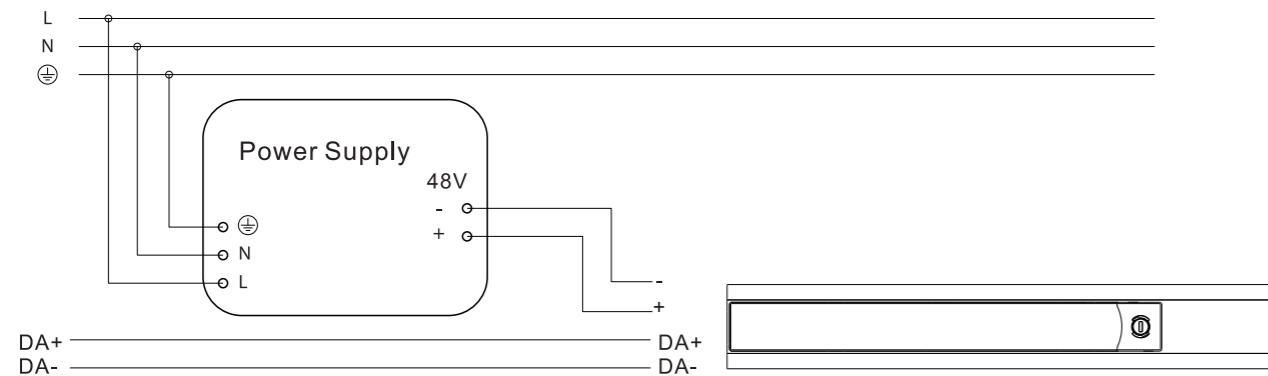
WIRING DIAGRAMS

48V TRACK SYSTEM

On/Off



Dali



Contact.

Karizma Luce B.V.

📍 Sneekermeer 4A, 8502 TP Joure

☎ +31 513 226008

🌐 karizmaluce.com

✉ info@karizmaluce.com

Follow us [in](#) [@](#) [p](#)



Sales Benelux

☎ +31 (0) 513 226 008

✉ info@karizmaluce.com

Sales Worldwide

☎ +31 (0) 513 760 609

✉ info@karizmaluce.com

Finance Department

☎ +31 (0) 513 760 604

✉ administratie@karizmaluce.com



Scan the QR code to visit our website.

KARIZMALUCE.COM